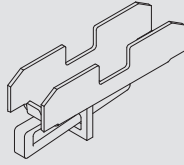
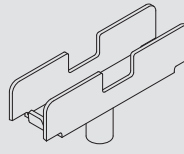
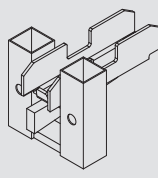
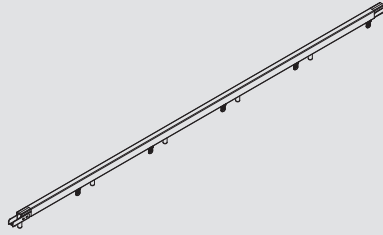
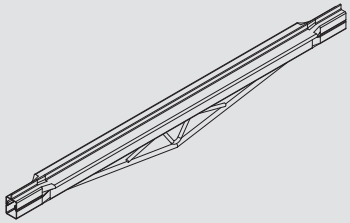
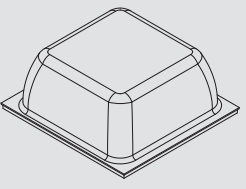


RECUB Recoverable Waffle Formwork

System for reticular slabs with removable waffles

Basic components

	WEIGHT (kg)	ITEM No.
Recoverable head	1.9	1860001
		
Mobile head	1.4	1860067
		
Safety head	2.9	1860518
		
Main beam		
4 (0.8) N-12	17.6	1862000
3.2 (0.8) N-12	14	1862003
2.4 (0.8) N-12	10.8	1862005
3.32 (0.83) N-15	27.4	1501641
2.49 (0.83) N-15	20.8	1501642
3.28 (0.82) N-14S	25.3	1501686
2.46 (0.82) N-14S	18.7	1501687
3.44 (0.86) N-18	32	1501621
2.58 (0.86) N-18	24	1501622
3.36 (0.84) N-16N	20.1	1862066
2.52 (0.84) N-16N	15.5	1862068
4.4 (0.88) N-20	19	1862075
3.52 (0.88) N-20	15	1862077
		

	WEIGHT (kg)	ITEM No.
Secondary beam		
0.8 N-12	3.5	1862009
1.6 N-12	7.2	1862010
0.82 N-14S	7.8	1501690
1.64 N-14S	16.3	1501688
0.83 N-15	8.2	1501645
1.66 N-15	17.4	1501644
0.84 N-16N	5.5	1862072
1.68 N-16N	11.6	1862070
0.86 N-18	7.6	1501625
0.88 N-20	9.7	1862083
Rzdo. 1.6 N-12	9.9	1862028
Rzdo. 1.64 N-14S	18.9	1501689
Rzdo. 1.66 N-15	20	1501643
Rzdo. 1.68 N-16N	14.3	1862071
Rzdo. 1.72 N-18	18.5	1501623
Rzdo. 1.76 N-20	23	1862079
		
Waffle		
Waffle 20	11.2	1862015
Waffle 25	11.4	1862019
Waffle 30	12.5	1862021
Waffle 35	13	1862023
Waffle 40	13.3	1862025
Half waffle 25	3.2	1862036
Half waffle 30	3.8	1862037
		
Plywood		
800 x 750 x 30 without chamfer	10.8	1862041
800 x 750 x 30 with chamfer	10.4	1862011