


MK Tragwerke

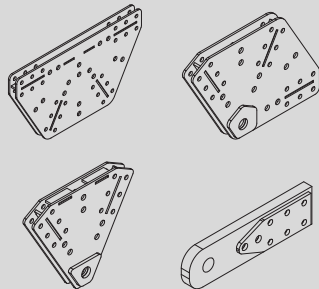
Das Baukastensystem für den Ingenieurbau

Systemelemente

| | Gewicht (kg) | Artikel Nr. |
|------------------------|--------------|-------------|
| Stahlwandriegel | | |
| MK-120 1,125 | 29,4 | 1990209 |
| MK-120 1,375 | 35,4 | 1990211 |
| MK-120 1,625 | 41,9 | 1990213 |
| MK-120 1,875 | 48,3 | 1990215 |
| MK-120 2,125 | 54 | 1990217 |
| MK-120 2,375 | 60 | 1990219 |
| MK-120 2,625 | 69 | 1990221 |
| MK-120 3,125 | 81 | 1990225 |
| MK-120 3,625 | 93 | 1990229 |
| MK-120 4,125 | 108 | 1990233 |
| MK-120 4,625 | 120 | 1990237 |
| MK-120 4,875 | 126 | 1990239 |
| MK-120 5,625 | 147 | 1990245 |

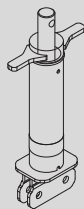


| | Gewicht (kg) | Artikel Nr. |
|---------------------|--------------|-------------|
| Knotenbleche | | |
| 180 MK | 30,8 | 1990485 |
| 180 D40 MK | 31,8 | 1990480 |
| 120 MK | 24 | 1990420 |
| 90 MK | 18,8 | 1990390 |
| 60 F MK | 16 | 1990360 |
| 60 M MK | 21,4 | 1990361 |
| ОСЕВОЙ МК | 15 | 1990300 |

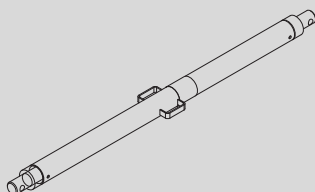


Spindelstreben

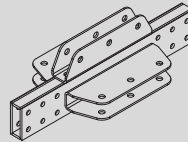
Spindeln E (von 0,35 m bis 4 m)



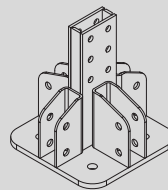
Spindeln V (von 0,27 m bis 1,1 m)



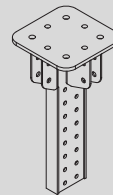
| | Gewicht (kg) | Artikel Nr. |
|--------------------------|--------------|-------------|
| Stielverbinder MK | 27,4 | 1990503 |



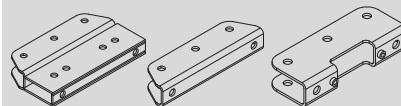
| | Gewicht (kg) | Artikel Nr. |
|-------------------------------|--------------|-------------|
| Trägerkopfverbinder MK | 25,9 | 1990504 |



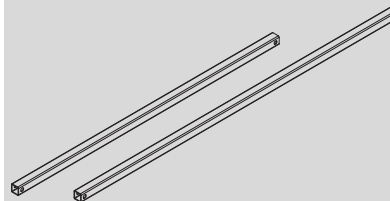
| | Gewicht (kg) | Artikel Nr. |
|--------------------|--------------|-------------|
| Kopfteil MK | 34,2 | 1990594 |



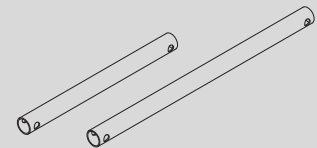
| | Gewicht (kg) | Artikel Nr. |
|--------------------------------|--------------|-------------|
| Anschlusslasche MK-120 | 8,6 | 1990501 |
| Primär-U-Verbinder MK | 3,8 | 1990513 |
| Sekundär-U-Verbinder MK | 3,8 | 1990521 |



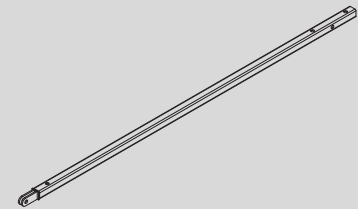
| | Gewicht (kg) | Artikel Nr. |
|---------------------|--------------|-------------|
| Diagonale MK | | |
| 1 x 1/1110 | 6,1 | 1990611 |
| 0,75 x 1,5/1396 | 7,7 | 1990614 |
| 1 x 1,5/1508 | 8,3 | 1990615 |
| 1,5 x 1,5/1818 | 10,1 | 1990619 |
| 1,5 x 2/2201 | 12,2 | 1990622 |
| 2 x 2/2525 | 17,2 | 1990625 |
| 1,5 x 2,5/2624 | 17,9 | 1990626 |
| 0,75 x 3/2845 | 19,4 | 1990628 |
| 2 x 2,5/1 x 3/2900 | 19,7 | 1990629 |
| 1,5 x 3/3071 | 20,9 | 1990630 |
| 2 x 3/3310 | 22,5 | 1990633 |



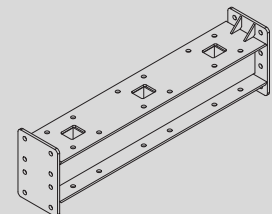
| | Gewicht (kg) | Artikel Nr. |
|--------------------------------|--------------|-------------|
| Horizontalaussteifer MK | | |
| 0,75/550 | 1,9 | 1990605 |
| 1/800 | 2,7 | 1990608 |
| 1,5/1300 | 4,5 | 1990613 |
| 2/1800 | 6,2 | 1990618 |
| 2,5/2300 | 7,9 | 1990623 |



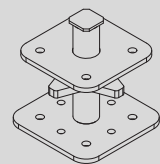
| | Gewicht (kg) | Artikel Nr. |
|------------------------------|--------------|-------------|
| Fachwerk-Vertikalstab | 19,5 | 1990404 |



| | Gewicht (kg) | Artikel Nr. |
|-------------------------------|--------------|-------------|
| Lastverteilerprofil MK | | |
| 0,5/1000 | 115 | 1990530 |
| 1/1500 | 161 | 1990551 |
| 1,5/2000 | 207 | 1990552 |
| 2/2500 | 253 | 1990553 |



| | Gewicht (kg) | Artikel Nr. |
|-------------------|--------------|-------------|
| Fußspindel | | |
| 360 MK | 40,2 | 1990550 |
| 150 MK | 35,5 | 1990515 |



| | Gewicht (kg) | Artikel Nr. |
|------------------------|--------------|-------------|
| Schwerlastrolle | | |
| 100 MK | 89 | 1990655 |
| 25 MK | 19,3 | 1990660 |

